




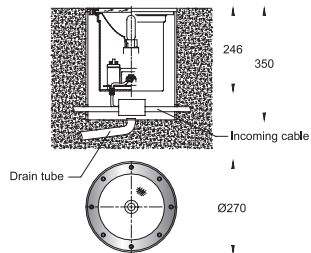
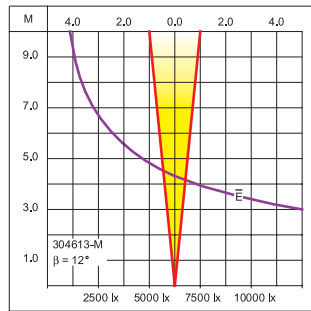
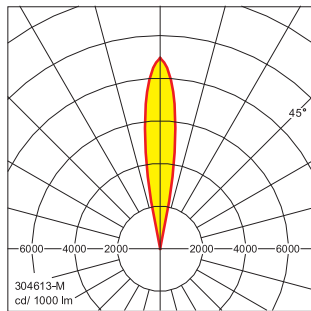
Narrow beam



Medium beam



Wide beam



		T		Lumen
304601	Halogen	120°	E27 : 150W	2500
304602	Halogen (12V)	100°	GY6.35 : 100W	2200
304603	Compact fluorescent	40°	G24d-3 : 26W	1800
304604	Mercury vapour	60°	E27 : 50W	1800
304605	Mercury vapour	90°	E27 : 80W	3800
304606	Metal halide	60°	E27 : 50W	3400
304607	Metal halide	90°	E27 : 70W	4900
304608	Metal halide	102°	E27 : 100W	8000
304609	High pressure sodium	60°	E27 : 50W	3500
304610	High pressure sodium	90°	E27 : 70W	5600
304611	Metal halide	50°	G12 : 35W	3300
304612	Metal halide	90°	G12 : 70W	6600
304613	Metal halide	120°	G12 : 150W	14000

Inground uplight luminaires

High intensity discharge lamps Compact fluorescent lamps Halogen lamps

IP 68 Dusttight and Pressure Watertight conforming to DIN, VDE, IEC.
Class I.

This inground uplight with symmetrical light distribution is designed for high intensity discharge lamps, compact fluorescent lamps and halogen lamps for flush mounting in reinforced surfaces, pathways and squares. The symmetrical reflector is made of anodized high purity aluminium, chemically brightened. The thermal shock resistant safety stepped glass lens 12 mm in thickness sealed with weatherproof and durable moulded silicone rubber gasket can withstand a maximum load of 1500 kgs at the speed of vehicles with pneumatic tyres driving over the luminaires not exceeding 50 km/h. Drainage must be provided for in the course of preparation of the foundation. The distance between the luminaires and the illuminated objects must be at least 0.5 m.

The temperatures (T) attained on the tempered glass lens during the operation must be observed. For safety reasons, when the luminaire is installed in the wet conditions, we recommend using the special skidding-block glass lens (DIN 51130) for public areas used by pedestrians. For board spread light distribution, the skidding-block glass lens must be used.

- Corrosion resistant die cast stainless steel housing in 316 grade
- Stainless steel frame in 316 grade
- Stainless steel screws
- Tempered stepped glass lens 12 mm thick
- Anodized high purity aluminium reflector
- Weatherproof and durable moulded silicone rubber gasket
- Integral control gear
- Termination with factory-sealed complete with IP 68 cable gland M20x1,5 and flexible cable of 1.5 meters long
- For two cable glands on request
- For Narrow beam, add "- N"
- Medium beam, add "- M"
- Wide beam, add "- W"
- suffix to the six digits designation