



Narrow beam



Medium beam



Wide beam

## Surface interior and exterior downlights

For high voltage tungsten halogen lamps  
Compact fluorescent lamps  
H.I.D. lamps

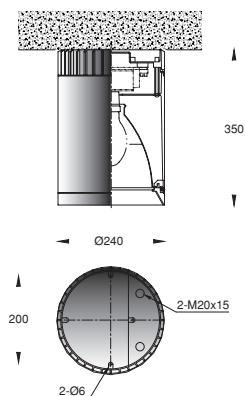
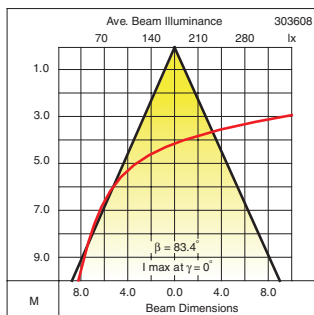
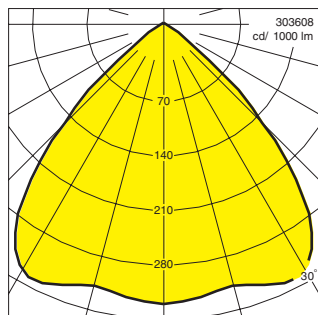
IP 65 Dusttight and Jetproof conforming to DIN, VDE, IEC.  
Class I.

These solidly designed surface downlights are suitable for all areas of interior and exterior lighting. They are constructed from corrosion resistant die cast aluminium alloy and are perfect for the areas wherever dust and moisture are likely to deteriorate the property of the reflector and lamp. The very strong fastening system ensures the installation of this unit in firm position. Suitable for installation in exterior ceiling, canopies, corridors, hotels entrance illumination and etc.

- Corrosion resistant die cast aluminium alloy body and frame
- Lens made of thermal shock resistant safety glass
- Stainless steel screws
- Weatherproof and durable silicone rubber gasket
- Integral control gear
- Two cable entries facilitate through wiring
- High purity anodized reflector chemically brightened

**Colour** : Ultraviolet stabilized polyester powder coat finish in Black RAL 9005. Other colours are available upon consultation.

- For narrow beam, please add "-N" after the six digits
- For medium beam, please add "-M" after the six digits
- For wide beam, please add "-W" after the six digits



			Lumen
303601	Halogen	E27 : 150W	2400
303602	Mercury vapour	E27 : E-50W	1800
303603	Mercury vapour	E27 : E-80W	3800
303604	Mercury vapour	E27 : E-125W	6300
303605	Metal halide	G12 : T-35W	3300
303606	Metal halide	E27/G12 : E-70W/T-70W	4900/6600
303607	Metal halide	E27 : E-100W	8000
303608	Metal halide	E27/G12 : E-150W/T-150W	12000/14000
303609	High pressure sodium	E27 : E-50W	3500
303610	High pressure sodium	E27 : E-70W	5600
303611	High pressure sodium	RX7s : TS-70W super	7000
303612	High pressure sodium	RX7s-24 : TS-150W super	15000

\*Elliptical shape lamps for wide beam.