



Area lighting luminaires cut - off

IP 54 Dustproof and Splashproof conforming to DIN, VDE, IEC.
Class I.

The architectural and rectilinear area lighting luminaires for high pressure discharge lamps maintains sharp cut-off while providing broad lights to achieve widest pole spacing. The attractive design, high performance and maximized visual comfort allow the luminaires to complement any exterior space.

Housing : one piece corrosion resistant die-formed aluminium uni-body construction completely water tight.

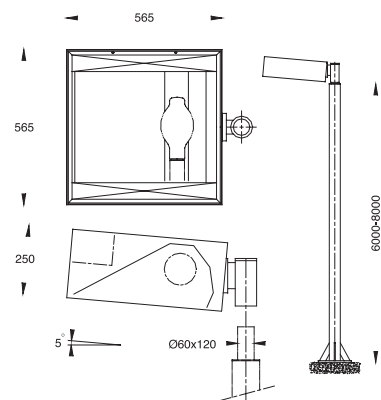
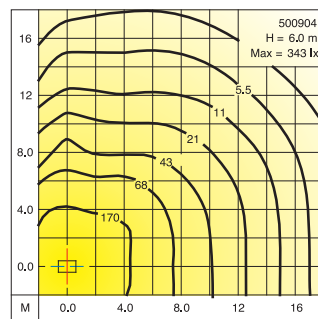
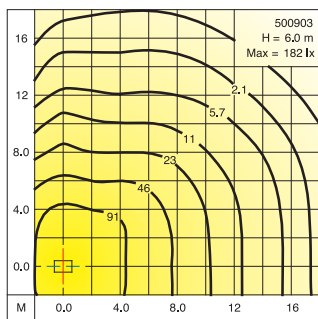
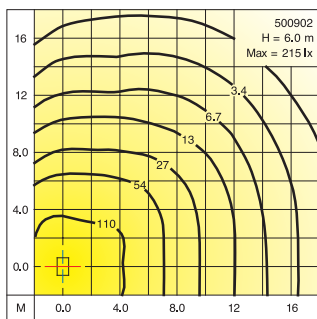
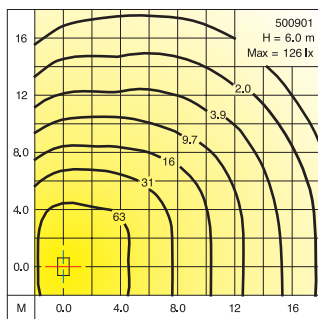
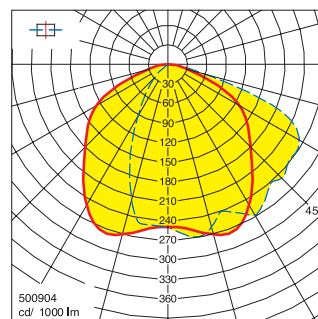
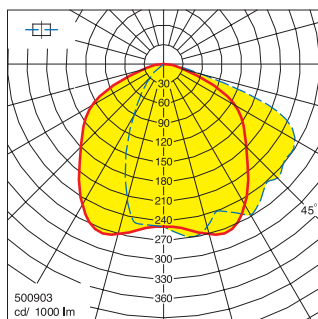
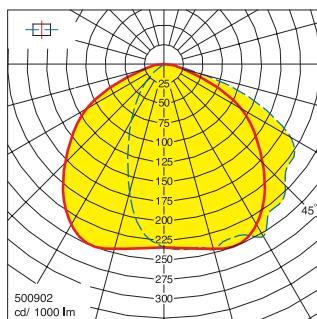
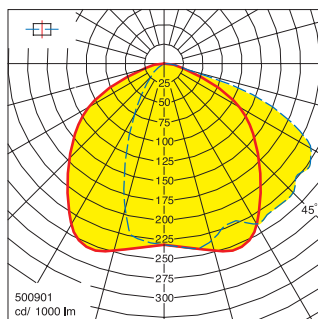
Control gear : a separate tray but integral part of the main housing contains ballast, ignitor, capacitor and lampholder VDE approved.

Reflector : anodized high purity aluminium reflector chemically brightened providing forward throw asymmetrical light distribution.

Lens assembly : 5 mm tempered glass lens fully framed in extruded aluminium frame, silicone sealed and gasketed lens assembly is mounted to housing with concealed hinges and secured with stainless steel screws.

Colours : an electro statically applied powder coat which is oven-cured to a hard durable finish in Black RAL 9005.





			Lumen
500901	Metal halide	E40 : E-250W	19000
500902	Metal halide	E40 : E-400W	32000
500903	High pressure sodium	E40 : E-250W	25000
500904	High pressure sodium	E40 : E-400W	47000